


Body analysis scale KERN MFB

HOME CARE



Design body analysis scale to determine body weight, body fat, body fluid, muscle mass, proportion of bone, BMI and metabolic rate/metabolic rate when exercising

Features

- Used to determine body fat, body water, muscle mass with an accuracy of 0.1 % as well as the body weight and bone mass in 0.1 kg increments
- Display showing the calorie requirements for maintaining the current body weight depending on the level of activity and sex
- Elegant design
- Sturdy glass weighing plate with four large contact surfaces for maximum precision
- Easy and hygienic cleaning
- Particularly flat design facilitates access
- Secure and non-slip positioning with rubber feet
- Easy to operate:
simply tap – stand – read the weight
- Memory for up to 10 people (gender, age, height, level of activity)
- Integrated AUTO-OFF function to preserve the batteries
- Weight displayed in kg or lb
- **1** Large high-contrast display that is easy to read
- **2** Delivered in appealing packaging
- **Note:** The models are only delivered in a set of 5 units. I.e. the price given in the table refers to a delivery of 5 items. Cannot be delivered individually.

Technical data

- LCD display, digit height 35 mm
- Overall dimensions
W×D×H 300×300×25 mm
- Batteries included, 2×CR2032, operating time up to 100 h
- Net weight approx. 2 kg

Accessories
















- Cleaning cloths, alcohol-free cleaning cloths for wipe disinfection, quick-acting, on basis of modern quaternary ammonium compounds, and also against papova viruses. Particularly gentle on materials, and therefore very well suited for the disinfection of alcohol sensitive medical products. Fulfill the legal requirements for occupational safety in accordance with TRGS 525/540. Packaging contents 80 pcs., size 20×22 cm per cloth, KERN MYC-01

STANDARD



| Model | Weighing range [Max] kg | Readability [d] kg | |
|------------------------|-------------------------------|--------------------------|--|
| KERN MFB 150K100S05 | 182 | 0,1 | |

Pictograms

| | | |
|--|--|---|
|  Adjusting program CAL: For quick setting up of the balance's accuracy. External adjusting weight required |  Hold function: When the weighing conditions are unstable, a stable weight is calculated as an average value |  Binocular Microscope: For the inspection with both eyes |
|  Memory: Balance memory capacity, e.g. for article data, weighing data, tare weights, PLU etc. |  ZERO: Resets the display to "0" |  Trinocular Microscope: For the inspection with both eyes and the additional option for the connection of a camera |
|  Data interface RS-232: To connect the balance to a printer, PC or network |  Protection against dust and water splashes IPxx: The type of protection is shown in the pictogram |  Abbe Condenser: With high numerical aperture for the concentration and the focusing of light |
|  Control outputs (optocoupler, digital I/O): To connect relays, signal lamps, valves, etc. |  Suspended weighing: Load support with hook on the underside of the balance |  Halogen illumination: For pictures bright and rich in contrast |
|  Statistics: using the saved values, the device calculates statistical data, such as average value, standard deviation etc. |  Battery operation: Ready for battery operation. The battery type is specified for each device |  LED illumination: Cold, energy-saving and especially long-life illumination |
|  PC Software: to transfer the measurements from the device to a PC |  Rechargeable battery pack: Rechargeable set |  Fluorescence illumination for compound microscopes: With 100W mercury lamp and filter |
|  GLP/ISO-Protokoll: With date and time. Only with KERN printers |  Universal mains adapter: with universal input and optional input socket adapters for A) EU, CH; B) EU, CH, GB, USA |  Fluorescence illumination for compound microscopes: With 3W LED illumination and filter |
|  KERN Communication Protocol (KCP): It is a standardized interface command set for KERN balances and other instruments, which allows retrieving and controlling all relevant parameters and functions of the device. KERN devices featuring KCP are thus easily integrated with computers, industrial controllers and other digital systems |  Mains adapter: 230V/50Hz in standard version for EU. On request GB, AUS or USA version available |  Phase contrast unit: For a higher contrast |
|  Piece counting: Reference quantities selectable. Display can be switched from piece to weight |  Power supply: Integrated in balance. 230V/50Hz standard EU. More standards e.g. GB, AUS or USA on request |  Darkfield condenser/unit: For a higher contrast due to indirect illumination |
|  Totalising level A: The weights of similar items can be added together and the total can be printed out |  Weighing principle: Strain gauges Electrical resistor on an elastic deforming body |  Polarising unit: To polarise the light |
|  Weighing units: Can be switched to e.g. nonmetric units at the touch of a key. Please refer to website for more details |  Peak hold function: capturing a peak value within a measuring process |  Infinity system: Infinity corrected optical system |
|  Weighing with tolerance range: (Check weighing) Upper and lower limiting can be programmed individually, e.g. for sorting and dosing. The process is supported by an audible or visual signal, see the relevant model |  Push and Pull: the measuring device can capture tension and compression forces |  Automatic temperature compensation: For measurements between 10 °C and 30 °C |
|  Hold function: When patients do not stand, sit or lie completely still, a stable weight is calculated using an average weight |  Integrated scale: In the eyepiece |  Verification possible: The time required for verification is specified in the pictogram |
|  Monocular Microscope: For the inspection with one eye |  360° rotatable microscope head |  Package shipment: The time required for internal shipping preparations is shown in days in the pictogram |
| | |  Pallet shipment: The time required for internal shipping preparations is shown in days in the pictogram |

Your KERN specialist dealer

XATZHIANNHS IKE

Μακεδονίας 4, Αφίδνες, 19014

τηλ: 22950 22696 fax: 22950 29816

e-mail: info@gmh.gr

www.gmh.gr